

# New Login Method to Performa

To Access Your Pay Stubs and Tax Slips

**On Monday, February 2**, the way you access your **pay stubs and tax slips** in Performa will change.

## What's changing:

- While you are employed with CQSB, you will log in using your **CQSB email address**.
- After your employment ends, you will access your pay stubs and fiscal slips using your **personal email address**.

This update is intended to **simplify the login process** and ensure continued access to your documents.

Below is the **main visual change** you will notice when accessing Performa as of February 2.

## CURRENT METHOD

**Employees Services**  
CENTRAL QUEBEC SCHOOL BOARD

Fr

---

Welcome to the *Employees Services* site


Login with your employee number & Performa password

### Login

Login

Services available for employees

- ✓ Salary statements
- ✓ Schedule
- ✓ Tax slips



[Forgot your login data?](#)

[You're not registered? Click here](#)

## NEW METHOD


### Employees Services

CENTRAL QUEBEC SCHOOL BOARD

Welcome to the *Employees Services* site

Login with your CQSB account & CQSB password

#### Login


 Log in with Mozaik

Please log in with Mozaik to identify yourself with the email address provided by your organization or your personal email address.

If you are using a public or shared computer, for security reasons, be sure to log out before exiting.

Services available for employees

- ✓ Salary statements
- ✓ Schedule
- ✓ Tax slips



Once you click **“Log in with Mozaik,”** you will be prompted to use your **CQSB email address and password.**

### Fiscal Slips Reminder

Since we do not print salary statements, it is important to **accept electronic delivery in Performa.** To ensure faster access to your tax slips, please be sure to accept access to those documents as well.

### Employees Services

CENTRAL QUEBEC SCHOOL BOARD

Salary statement **Tax slips** Personal data Employment data